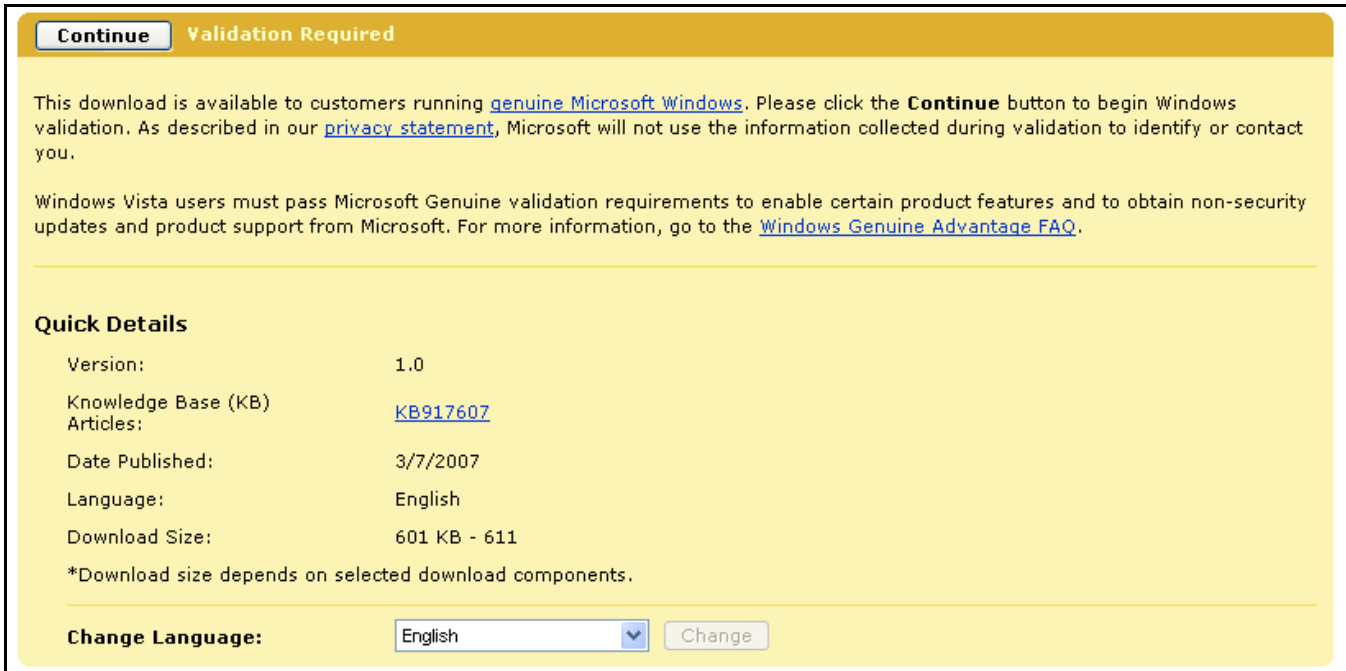


Windows Help File Download for Windows Vista

1. When trying to access the Help Menu in TValue 5 running on Windows Vista, you will receive an error message (Failed to Launch Help). Windows will display a Help and Support window where you can search for a download file for the new (WinHlp32.exe) on Microsoft's web page. You can also get to this page by clicking on this link. <http://go.Microsoft.com/fwlink/?linkid=82148>
2. After clicking on the link, this will take you to the download page on the Microsoft website. To start the download process, click on the “Continue” button.



Continue Validation Required

This download is available to customers running [genuine Microsoft Windows](#). Please click the **Continue** button to begin Windows validation. As described in our [privacy statement](#), Microsoft will not use the information collected during validation to identify or contact you.

Windows Vista users must pass Microsoft Genuine validation requirements to enable certain product features and to obtain non-security updates and product support from Microsoft. For more information, go to the [Windows Genuine Advantage FAQ](#).

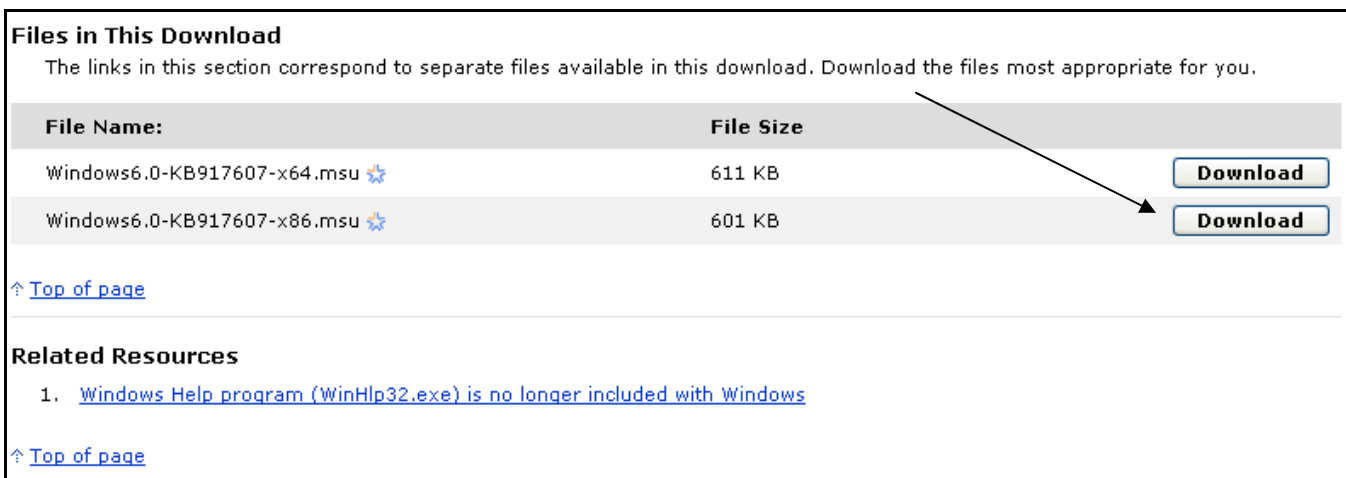
Quick Details

Version:	1.0
Knowledge Base (KB)	KB917607
Articles:	
Date Published:	3/7/2007
Language:	English
Download Size:	601 KB - 611

*Download size depends on selected download components.



Change Language:

3. The next page will look about the same as the previous page, but if you scroll down you will see the files to download and it looks like this. Click on the download button for the smallest file. Save the file to your desktop or any location where you can find the file.



Files in This Download

The links in this section correspond to separate files available in this download. Download the files most appropriate for you.

File Name:	File Size	
Windows6.0-KB917607-x64.msu 	611 KB	<input type="button" value="Download"/>
Windows6.0-KB917607-x86.msu 	601 KB	<input type="button" value="Download"/>

[↑ Top of page](#)

Related Resources

1. [Windows Help program \(WinHlp32.exe\) is no longer included with Windows](#)

[↑ Top of page](#)

4. Once file is downloaded, now you can run the installation for these new files. Follow the instructions for the installation until it's complete. Go back to TValue 5 and open the help menu. Click TValue Help Contents and it should not display the error again.